



Using Your PSAT/NMSQT® Scores  
to Increase College Readiness

# Get to Know the PSAT/NMSQT®

- + The PSAT/NMSQT® is highly relevant to your future success because it focuses on the skills and knowledge at the heart of education. It measures:
  - What you learn in high school
  - What you need to succeed in college
- + The PSAT/NMSQT measures reading, writing and language, and math skills developed over many years, both in and out of school.
- + The PSAT/NMSQT does not ask for facts from literature, history, or science, or recall of math formulas, because it measures your reasoning and critical thinking skills.
- + You don't have to discover secret tricks or cram the night before.
- + There is no penalty for guessing.
- + The test length is 2 hours, 45 minutes





## What are the Benefits of Taking the PSAT/NMSQT®?

- + Prepare for the new SAT®, coming in March 2016
- + Get free, personalized, and focused practice through Khan Academy®
- + Start getting ready for college with college and career planning tools
- + Enter the National Merit® Scholarship Program
- + See which AP® courses you might be ready for
- + Get admission and financial aid information from colleges



# How Do I Access My PSAT/NMSQT® Scores and Reports?



1. Review your Online reports
2. Review Your Paper Score Report

# How Do I Access My Online PSAT/NMSQT® Scores and Reports?

1. Log in to an existing College Board account or create a new one at [studentscores.collegeboard.org](https://studentscores.collegeboard.org)

The screenshot shows the CollegeBoard website's 'My Score Reports' section. On the left, there is a 'Sign In' form with fields for 'Username' and 'Password'. Below these fields are two buttons: 'Sign In' (highlighted with an orange circle) and 'Sign Up'. To the right of the 'Sign In' form, there is a list of benefits for logging in, such as 'See all your scores' and 'Detailed explanations of skills'. On the right side of the page, there is a 'Create Your Student Account' section. It includes a heading, a paragraph explaining that the account is for everything including SAT, AP, PSAT/NMSQT, CLEP, and BigFuture, and a list of required information under 'General Student Information': 'First (given) name', 'Middle initial', and 'Last name (surname)'. An orange arrow points from the 'Sign In' button to the 'Create Your Student Account' form.

**CollegeBoard** SAT AP College Planning College Search Store More Search

## My Score Reports

### Sign In

Username  
Password

**Sign In** Sign Up

Forgot username or password?

Access your SAT Suite of Assessment scores with personalized feedback, practice, college planning and career exploration resources.

- See all your scores and if you are on track for college readiness
- Detailed explanations of skills required to be competitive
- Send your scores to Khan Academy® for personalized practice recommendations
- Search for colleges that fit your needs
- Start on your scholarship and college financial aid
- Take a personality test to find majors and careers you like
- Get feedback on your readiness for AP courses

### Create Your Student Account

This one account is for everything, including SAT, AP, PSAT/NMSQT, CLEP, and BigFuture activities, so provide complete and accurate information.

\* = Required

#### General Student Information

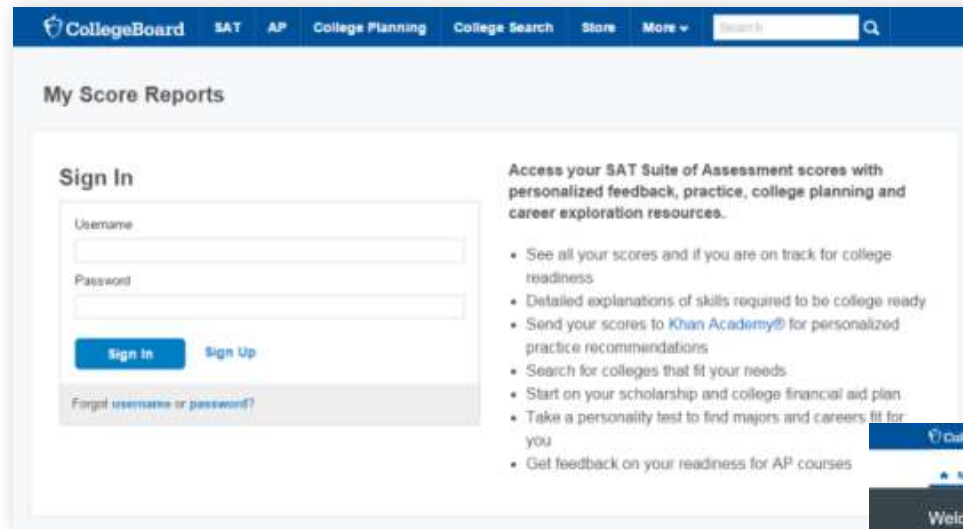
First (given) name: \*

Middle initial:

Last name (surname): \*

# How Do I Access My Online PSAT/NMSQT® Scores and Reports? (cont.)

## 1. Log in to Your Account

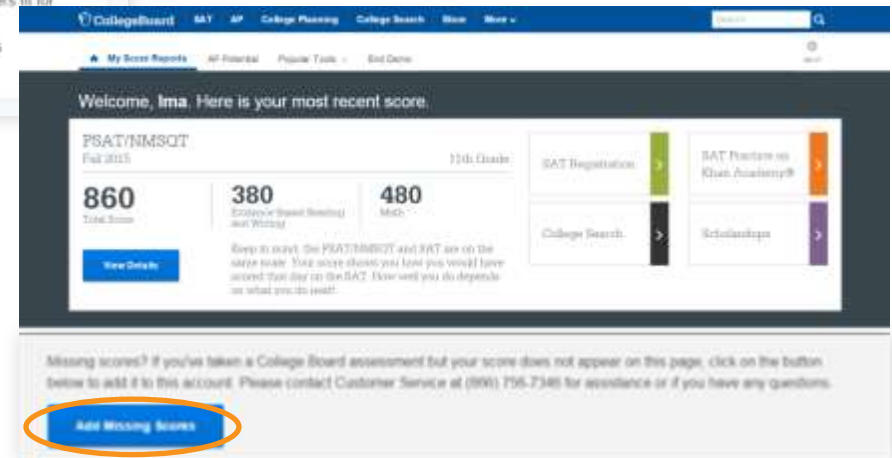


The image shows the 'My Score Reports' login page on the CollegeBoard website. It features a 'Sign In' section with fields for 'Username' and 'Password', and buttons for 'Sign In' and 'Sign Up'. Below the login fields is a link for 'Forgot username or password?'. To the right of the login section, there is a heading 'Access your SAT Suite of Assessment scores with personalized feedback, practice, college planning and career exploration resources.' followed by a bulleted list of benefits: seeing scores and college readiness status, detailed explanations of skills, sending scores to Khan Academy, searching for colleges, starting scholarship and financial aid plans, taking personality tests, and getting feedback on AP course readiness.

## 2. Select PSAT/NMSQT Scores

\*Or\*

## 3. Use “Missing Scores” to locate scores



The image shows the 'My Score Reports' dashboard on the CollegeBoard website. It displays the user's most recent PSAT/NMSQT score of 860 (Total Score) for Feb 2015. Other scores shown are 380 for Evidence-Based Reading and Writing and 480 for Math. The dashboard also includes links for 'SAT Registration', 'SAT Practice on Khan Academy®', 'College Search', and 'Scholarships'. At the bottom, there is a section for 'Missing scores?' with a button labeled 'Add Missing Scores' circled in blue. An orange arrow points from the 'Missing Scores' section of the previous slide to this button.

# What Will I Learn About My Scores?

The screenshot shows the CollegeBoard website's 'My Score Reports' page. The top navigation bar includes links for CollegeBoard, SAT, AP, College Planning, College Search, Store, and More. A search bar is located on the right. Below the navigation bar, the 'My Score Reports' tab is selected, with other options like 'AP Potential', 'Popular Tools', and 'End Demo' visible. A 'HELP' icon is in the top right corner. The main content area has a dark blue header with the text 'Welcome, Ima. Here is your most recent score.' Below this, the score report is displayed for a PSAT/NMSQT taken in Fall 2015, for an 11th Grade student. The total score is 860. The section scores are 380 for Evidence-Based Reading and Writing, and 480 for Math. A blue 'View Details' button is next to the total score. A note explains that the PSAT/NMSQT and SAT are on the same scale. To the right of the score report are four links: 'SAT Registration', 'SAT Practice on Khan Academy', 'College Search', and 'Scholarships', each with a right-pointing arrow and a colored bar.

CollegeBoard SAT AP College Planning College Search Store More

Search

My Score Reports AP Potential Popular Tools End Demo HELP

Welcome, Ima. Here is your most recent score.

PSAT/NMSQT  
Fall 2015 11th Grade

**860**  
Total Score

**380**  
Evidence-Based Reading and Writing

**480**  
Math

View Details

Keep in mind, the PSAT/NMSQT and SAT are on the same scale. Your score shows you how you would have scored that day on the SAT. How well you do depends on what you do next!

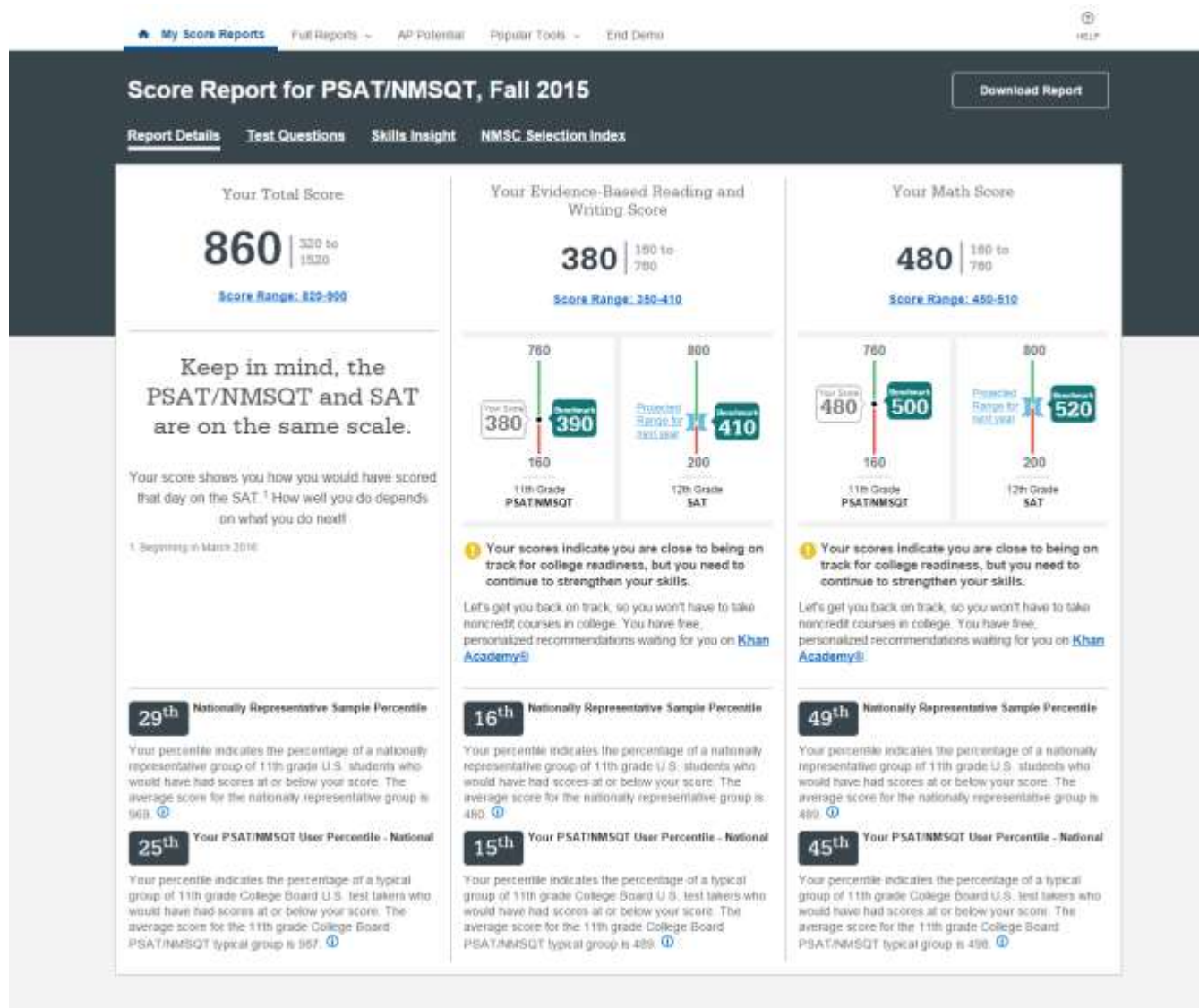
SAT Registration >

SAT Practice on Khan Academy® >

College Search >

Scholarships >

# How Do I See My Detailed Scores?





# How Will I Do on the SAT®?

Your Evidence-Based Reading and Writing Score

Your Math Score

Your Evidence-Based Reading and Writing Score

**380** | 160 to 760

Score Range: 350-410



**!** Your scores indicate you are close to being on track for college readiness, but you need to continue to strengthen your skills.

Your Math Score

**480** | 160 to 760

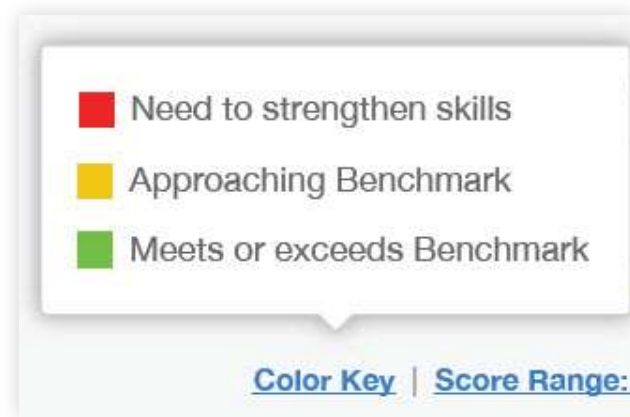
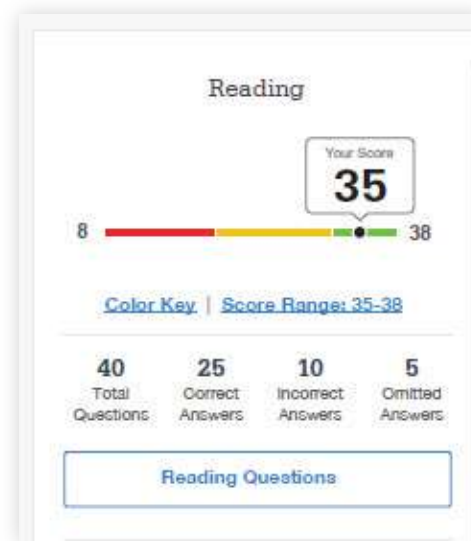
Score Range: 450-510



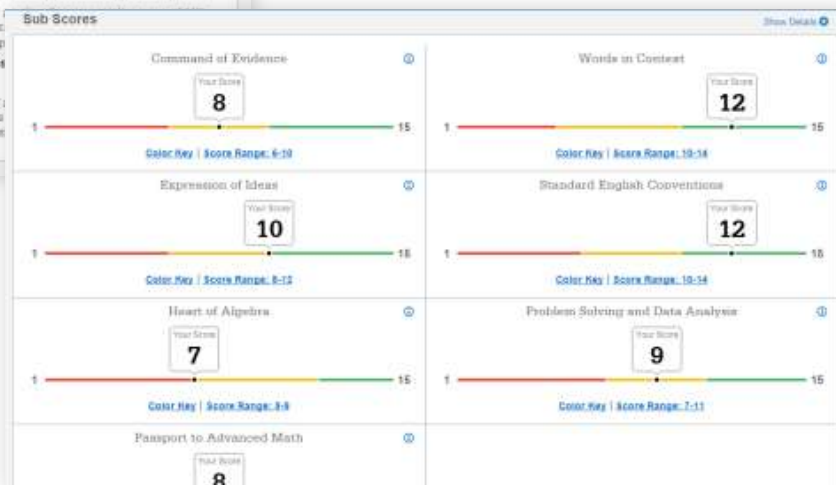
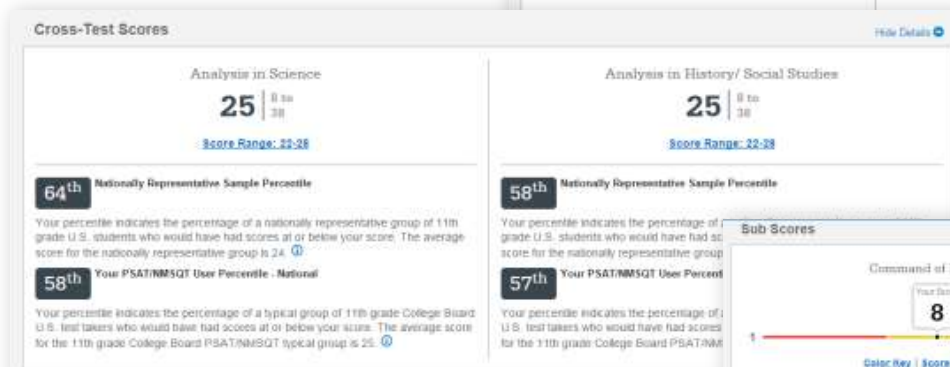
**!** Your scores indicate you are close to being on track for college readiness, but you need to continue to strengthen your skills.

# How Did My Score Measure Against College Readiness Benchmarks?

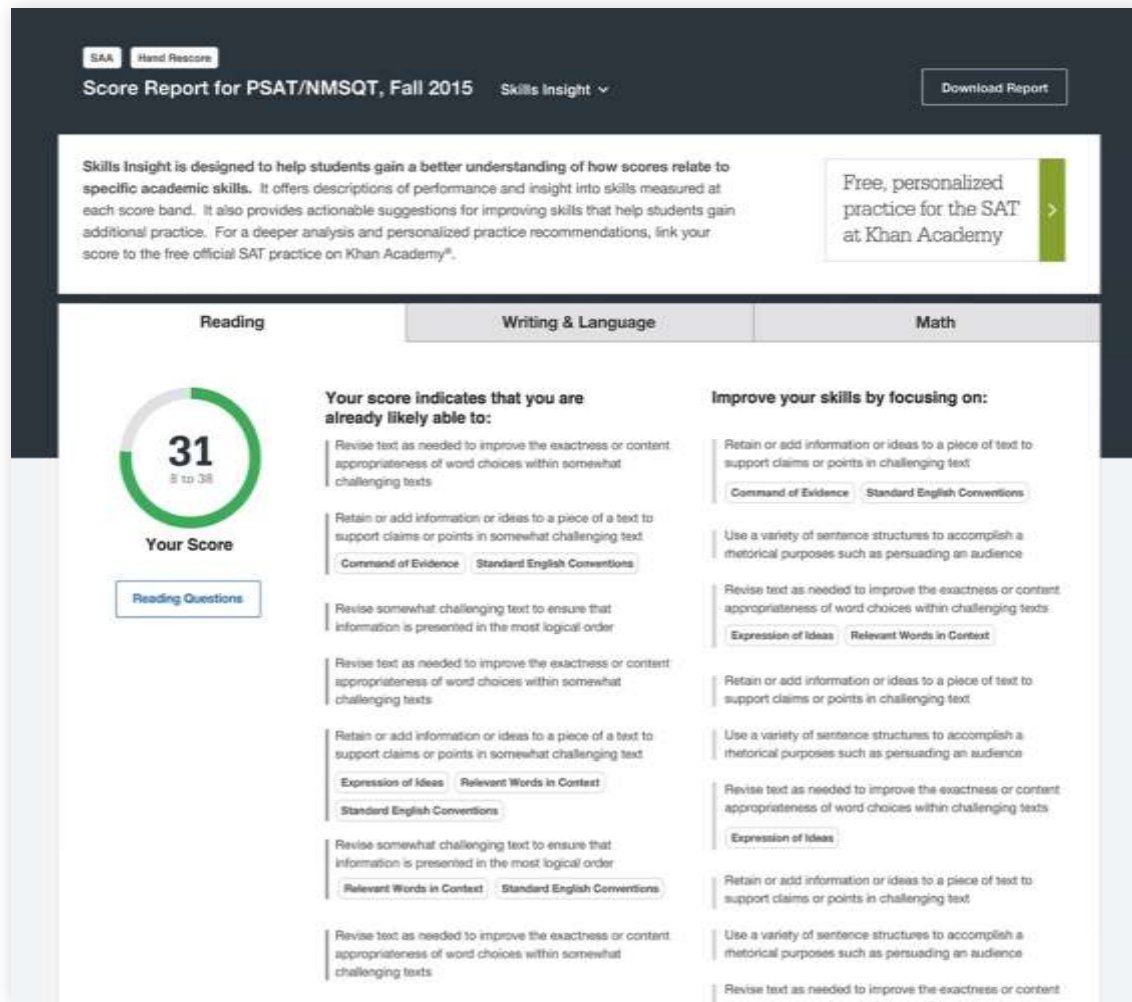
- + Section, test, and subscores all report scores in performance zones which indicate whether you are on track for success in the first year of college.
- + For section scores
  - **Need to Strengthen Skills** = below grade-level benchmark by more than one year
  - **Approaching Benchmark** = below grade-level benchmark by one year or less
  - **Meets or exceeds Benchmark** = at or above grade-level benchmark
- + For test scores and subscores,
  - Red, yellow, and green ranges reflect areas of strengths and weaknesses compared to the typical performance of students



# What Do My Scores Tell Me?



# How Can I Improve My Academic Skills?





# What Can I Learn From My Answers?

- + Look at my online score report
  - Identify the questions I answered incorrectly
  - Find the correct answer and read the answer explanation
  - Explain why the error was made
  - Ask questions about answer explanations that are not clear

The screenshot shows a CollegeBoard online score report for a Reading section. The interface includes a top navigation bar with 'My Score Reports', 'Full Report', 'AP Potential', and 'Popular Tools'. Below this, there's a section for 'Questions 20-24 are based on the following passages.' The first passage is titled 'Passage 1' and discusses the work of British psychologist Lloyd Morgan. The second passage is titled 'Passage 2' and discusses the work of researcher Gavin Hunt. To the right of the passages, there are directions for questions, a list of four multiple-choice options (A, B, C, D), and a detailed explanation for why choice B is the best answer. The explanation compares the two experiments and highlights the difference in the birds' behavior. At the bottom right, it says 'Question Difficulty: EASY'.

# What Can I Learn From My Answers? (cont.)

- + Look at the types of questions I answered incorrectly and skipped:
  - Identify the level of difficulty. How many questions did I miss at each level?
  - Was I more likely to skip questions associated with any subscore or cross-test score?
  - What inferences can I make about areas for improvement based on the types of questions I missed and skipped?

Score Report for PSAT/NMSQT, Fall 2015 Test Questions [Download Report](#)

Reading Writing & Language Math with Calculator Math without Calculator

Questions Overview

40 Total Questions	25 Correct Answers	10 Incorrect Answers	5 Omitted Answers
-----------------------	-----------------------	-------------------------	----------------------

Test Questions Key

■ ■ ■ Easy ■ ■ ■ Medium ■ ■ ■ Hard ✓ Correct ✗ Omitted U Unscorable

Reading Test Questions

Select a test question below to review in detail.

Filters Response Difficulty Subscores/Cross-test Score

Question ↑↓	Correct Answer	Your Answer	Difficulty ↑↓	Subscores/ Cross-test Score
1	D	D	■ ■ ■	Command of Evidence Relevant Words in Context
2	B	✓	■ ■ ■	Expression of Ideas
3	C	✓	■ ■ ■	Standard English Conventions
4	A	✓	■ ■ ■	Analysis in History/Social Studies
5	A	✗	■ ■ ■	Analysis in Science
6	C	✓	■ ■ ■	Expression of Ideas
7	B	✓	■ ■ ■	
8	D	✓	■ ■ ■	Analysis in History/Social Studies

# What is My AP Potential™?

- + College Board research shows that students who score a 3 or higher on an AP Exam typically experience greater academic success in college and are more likely to earn a college degree on time than non-AP students.
- + AP Potential™ uses scores from the PSAT/NMSQT to provide predictions for 21 AP Exams.

### AP Potential and Coursework

#### What is AP?

Advanced Placement is a College Board program that enables students to pursue college-level studies - with the opportunity to earn college credit, advanced placement or both - while still in high school. The program offers courses in more than 30 subjects. For a full list of courses, click here. If you've taken a College Board assessment in 9th grade or higher, see below for a list of AP courses that you are likely to succeed in. If you've taken an assessment in 9th grade or higher but don't see any AP courses listed below, click here to link the scores to this account or contact Customer Service at (800) 716-7346 for assistance and questions.

#### High School Core Coursework

Colleges have different high school course requirements, but all expect you to take classes that challenge your skills. Try to take a core course load of 4 years of English and at least 3 years of Math, Science, and Social Studies. As you work towards your high school diploma, you should consider taking courses that align with your future career interest and college major, which may require more than the standard core course load. You may also want to think about taking Advanced Placement courses in your later years of high school.

[View all AP Courses](#)

#### AP Potential Key

**●●●●**  
**Potential**  
Your scores show that you have the potential for success in this course. Speak with your teachers or school counselor to see if you have the appropriate prerequisite courses and find out how you can enroll.

**●●●○**  
**Some Potential**  
Your scores show that you have some potential for success in this AP course. Having interest in the course subject as well as dedication to working hard will increase your chances for success. Speak with your teachers or school counselor to see if you have the appropriate prerequisite courses and find out how you can enroll.

**●○○○**  
**Potential Not Yet Indicated**  
Your scores show that you may need more preparation and support to be successful in this course. Share your goals and interests with your teachers and school counselor, and learn which high school courses can prepare you for AP courses in the future. If you're already taking an AP course, you can still succeed through hard work and motivation. Talk to your teachers regularly so they can support you.


#### AP Courses

Your scores on the PSAT/NMSQT can identify your potential for success in specific AP courses. Below is a list of those AP courses. The chart identifies your potential for each of these AP courses and if those AP courses are offered in your school. You may also link to see if those AP courses match your college major.

Select a Major ▼

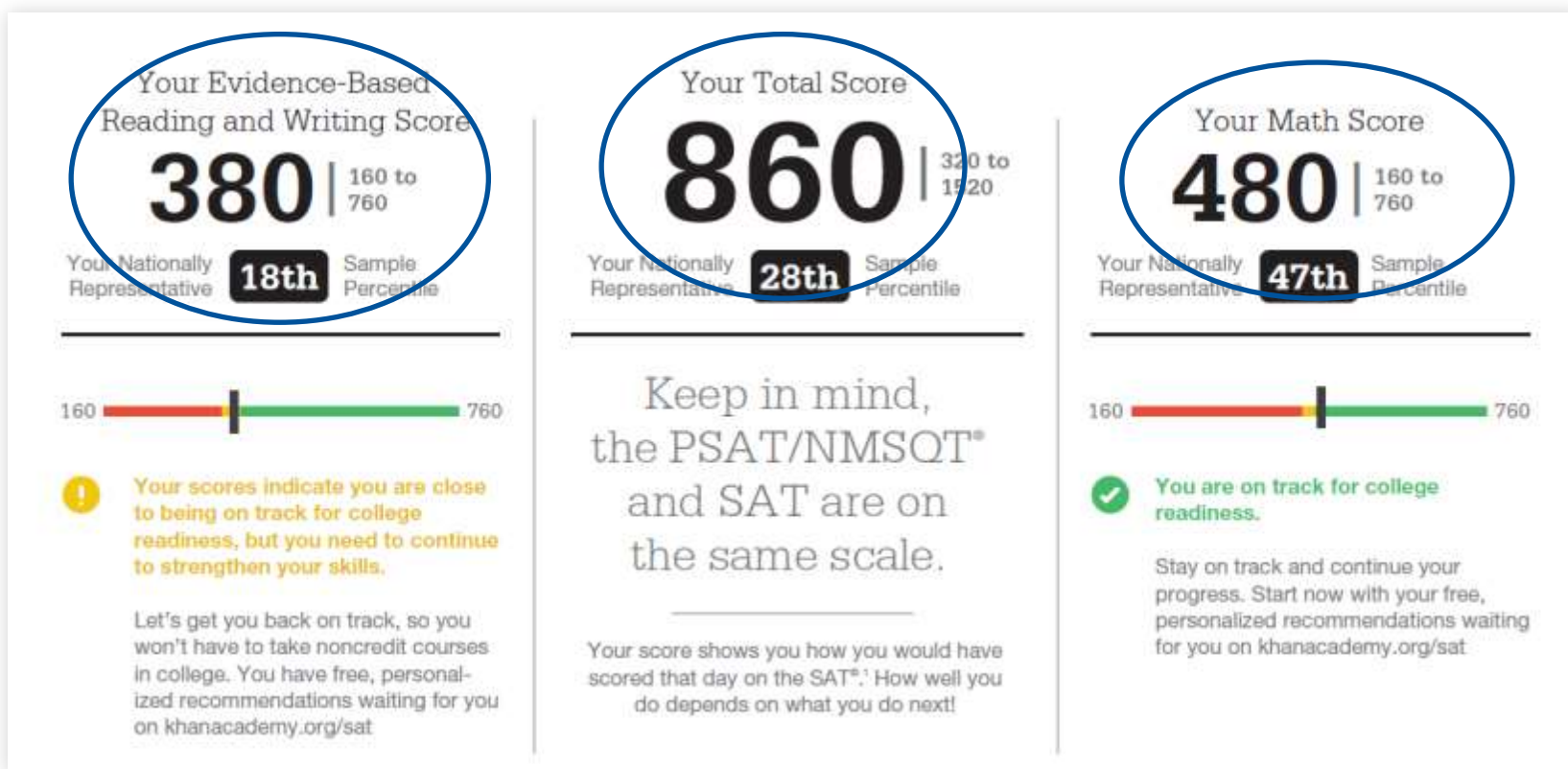
Subject	AP Potential	Your School Offers this Course	Matches Major
Art History	●●●●		✓
Biology	●●●○	✓	
Calculus AB	●○○○	✓	
Calculus BC	●○○○	✓	✓

# Understanding My Paper Score Report






# What Are My Scores?



# What Are My Scores? (cont.)

## Test Scores 8 to 38 range\*



## Cross-Test Scores 8 to 38 range

**19** Analysis in History/Social Studies  
**18** Analysis in Science

When you take tests more than once, your scores may differ slightly upon each testing occasion. This expected variation is considered your score range, and reflects the range your scores will likely fall in upon retesting. For the PSAT/NMSQT®, these ranges are approximately:

**Total:** Your score  $\pm 40$  points.

**Section:** Your score  $\pm 30$  points.

**Test Scores and Cross-Test Scores:** Your score  $\pm 3$  points.

**Subscores:** Your score  $\pm 2$  points.

Remember that you will receive scores in the same areas when you take the SAT.

1. Beginning in March 2016

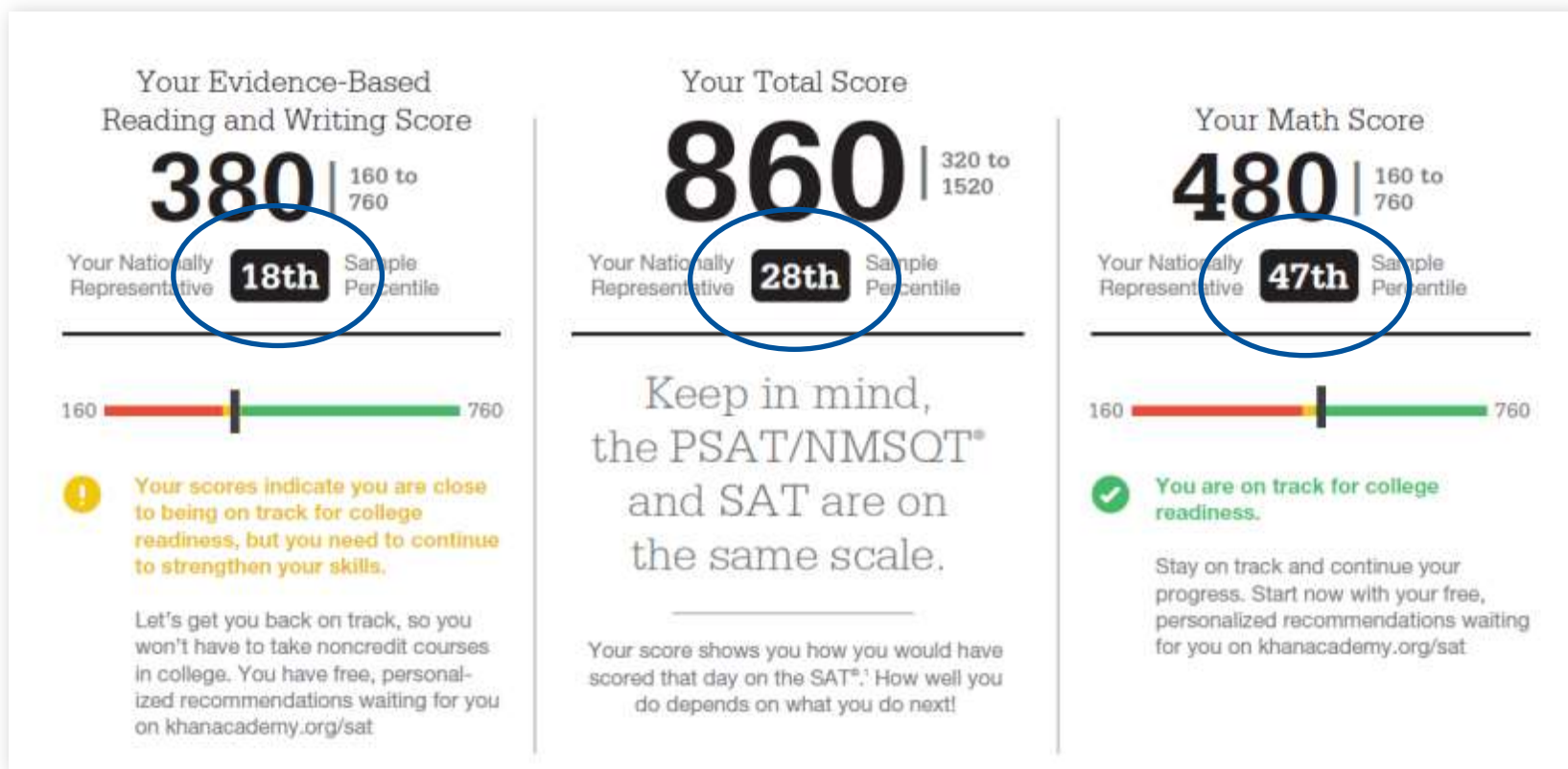
## Subscores 1 to 15 range\*



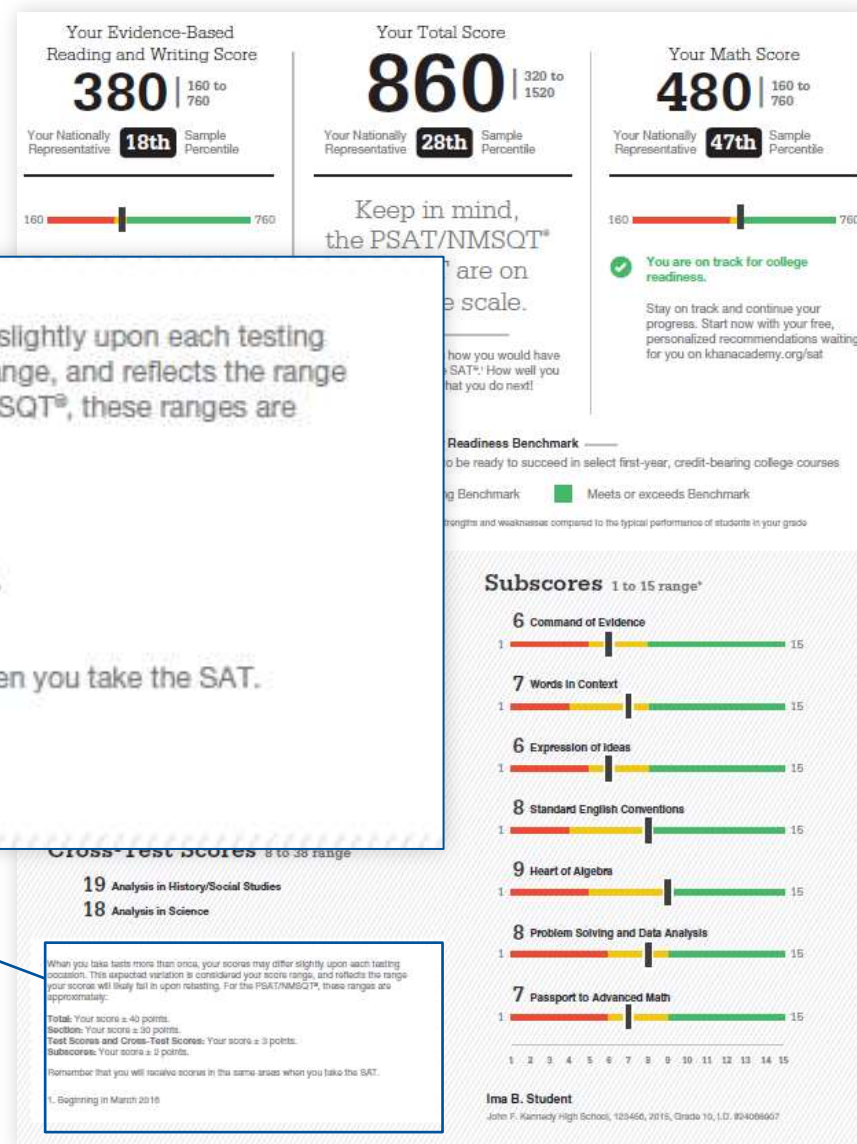
**Ima B. Student**

John F. Kennedy High School, 123456, 2015, Grade 10, I.D. #24068907

# What Are My Score Percentiles?




# What Are My Score Ranges?





# What is the National Merit® Scholarship Program?



## National Merit Scholarship Corporation

National Merit Scholarship Corporation (NMSC) conducts the National Merit® Scholarship Program, an academic competition for recognition and college scholarships. To designate students who qualify for recognition in its 2017 competition, NMSC will consider the 2015 PSAT/NMSQT® Selection Index scores of some 1.5 million test-takers (usually high school juniors) who meet program entry requirements. For more information, please visit: [www.nationalmerit.org](http://www.nationalmerit.org).

If any of your responses to NMSC's "Entry Requirements" questions (see right-hand column) are inaccurate or there has been a change in plans that may affect program entry, write immediately to:

**National Merit Scholarship Corporation**  
**Attn: Scholarship Administration**  
**1560 Sherman Avenue, Suite 200**  
**Evanston, IL 60201-4897**

Include your name and home address along with your high school name, address, and six-digit code number.

### Your NMSC Selection Index

# 124\*

NMSC uses a Selection Index based on PSAT/NMSQT scores as an initial screen of students who enter its scholarship programs. To calculate your Selection Index, double the sum of your Reading, Writing and Language, and Math Test scores.

### Eligibility Information

\*The asterisk (\*) next to your Selection Index means you **do not** meet entry requirements for the 2017 National Merit Scholarship Program. See your responses to entry requirements to the right.

NOTE: Students leaving high school and entering college in 2018 or later must take the PSAT/NMSQT again in their 3<sup>rd</sup> year (junior year) of grades 9–12 to enter the National Merit Scholarship Program.

### Entry Requirements

(Information you provided on your answer sheet)

High school student:  
**YES**


Year to complete high school and enroll full-time in college:  
**2018**

Years to be spent in grades 9–12:  
**4**


U.S. Citizenship:  
**NO, but I am a U.S. lawful permanent resident (or have applied for permanent residence, the application for which has not been denied) and I intend to become a U.S. citizen at the earliest opportunity allowed by law.**

### Get more next steps online


[student.scores.collegeboard.org](http://student.scores.collegeboard.org)



**SAT Practice**  
 Commit to FREE, world-class SAT practice online on [khanacademy.org/sat](http://khanacademy.org/sat)

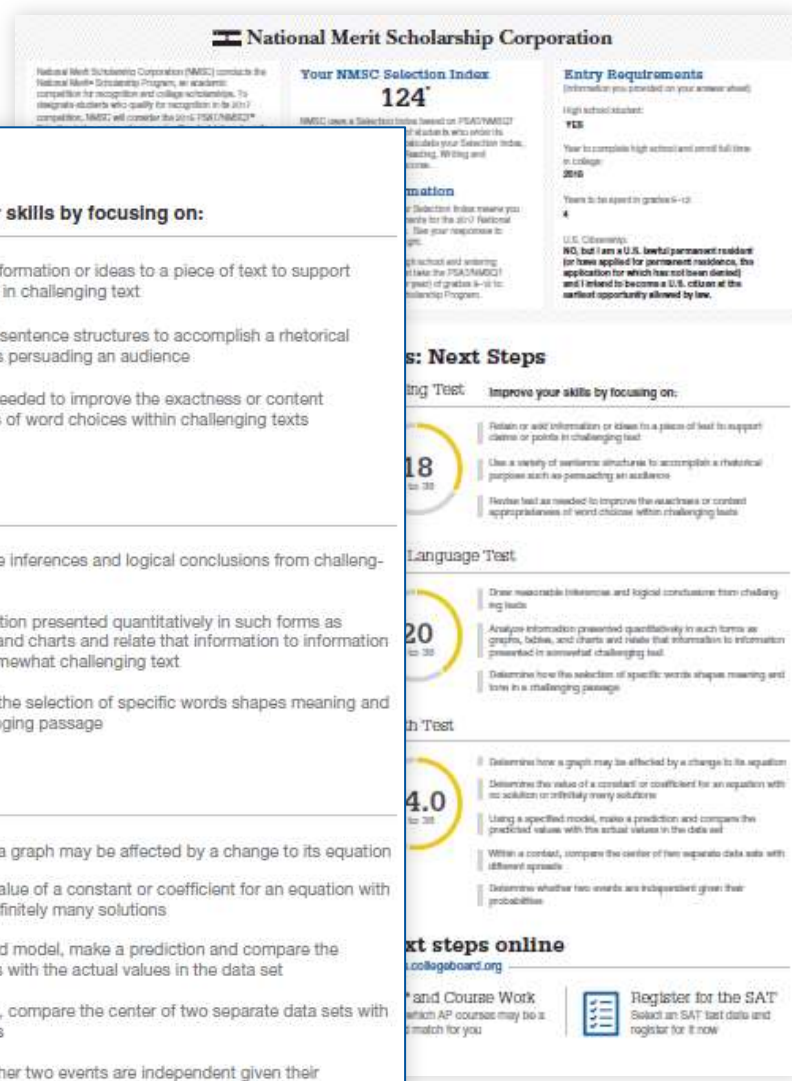


**AP® and Course Work**  
 See which AP courses may be a good match for you



**Register for the SAT**  
 Select an SAT test date and register for it now

# What Are My Areas of Strength? What Skills Do I Need to Build?



# What Are My Next Steps?



- + Continue to take challenging courses in high school
- + Link scores with Khan Academy
- + Set up a practice plan and stick to it
- + Register for the SAT
- + Utilize other resources to research and prepare for college

# Official SAT Practice with Khan Academy® – It's FREE!

- + Sign up for Official SAT Practice for free
  - [satpractice.org](https://satpractice.org)
- + Complete practice problems and diagnostic quizzes
- + Link your College Board and Khan Academy accounts.
  - All SAT Suite results will be sent to further customize practice on Khan Academy using actual results.





# How Can I Practice with Khan Academy®?

Saul Khan explains Official SAT  
Practice on Khan Academy



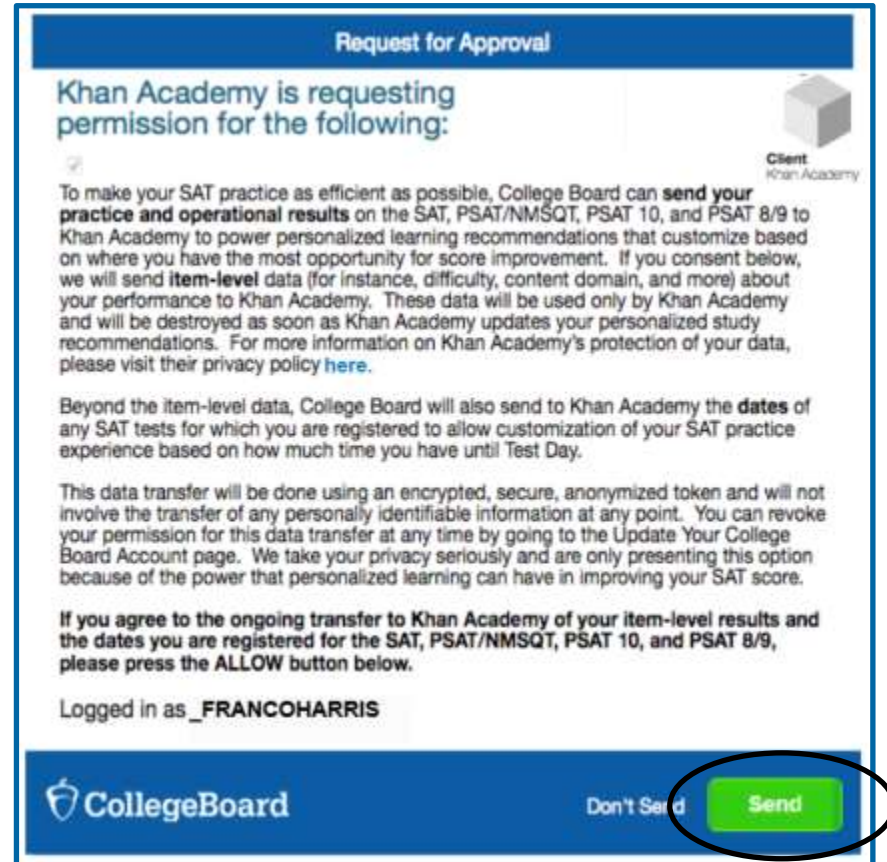
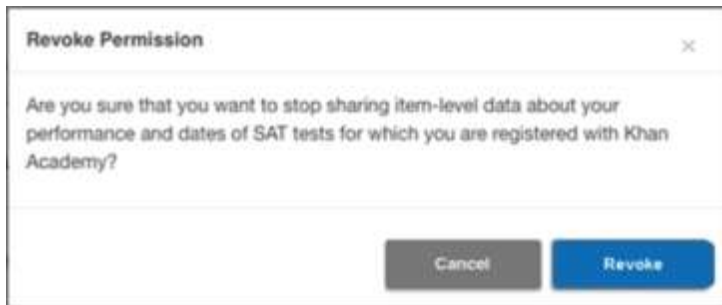
## What steps will I follow to link my College Board account to Khan Academy®?



- + **Step 1:** Log in or create a Khan Academy Account
- + **Step 2:** When prompted; agree to link your Khan Academy and College Board account. You will then be directed to **[collegeboard.org](https://collegeboard.org)**.
- + **Step 3:** Sign in or create a College Board Account
- + **Step 4:** When prompted; hit “Send” to authorize the account linking
- + **Step 5:** Start practicing on Official SAT practice on Khan Academy!

# How can I Link my College Board and Khan Academy® Accounts?

- + After successfully logging in to your College Board account, you will be asked to authorize the account linking.
- + After clicking “Send,” you will be redirected to SAT practice on the Khan Academy site.
- + You can remove the link at any time, by clicking on “Revoke” which is found in College Board account settings.



## When Should I Take the SAT®?

- + Most students take the SAT in the spring of their junior year.
- + The last administration of the **current SAT: January 23, 2016.**
- + The first administration of the **new SAT is March 5, 2016.**
- + Many students choose to take the SAT more than one time. Additional SAT dates include:
  - **May 7, 2016** (scores from the March 5 administration will not be available prior to this test date)
  - **June 4, 2016**





# How Do I Register for the SAT®?

- + SAT Registration link from Popular Tools menu or
- + [www.sat.org/register](http://www.sat.org/register)

The screenshot displays the CollegeBoard website interface. At the top, a navigation bar includes links for CollegeBoard, SAT, AP, College Planning, College Search, and Store. Below this, a secondary navigation bar features 'My Score Reports' (with a home icon), 'Full Reports' (with a dropdown arrow), 'AP Potential', and 'Popular Tools' (with a dropdown arrow). The 'Popular Tools' dropdown menu is open, listing several options: 'Make an Action Plan', 'AP & Core Coursework', 'College Search', 'Majors & Career Profiles', 'My Personality', 'Pay for College', 'SAT Practice', 'SAT Registration' (which is circled in blue), and 'Scholarships'. The background of the page shows a 'Score Report for PSAT/NMSQT' with tabs for 'Report Details', 'Test Questions', and 'Skills Insight'. The 'Report Details' tab is active, displaying 'Your Total Score' as 880 (with a range of 320 to 1520) and 'Your Evidence-Based Reading and Writing Score' as 47 (with a range of 1 to 760). A 'Score Range: 840-920' is also indicated.

# What Additional Resources Will Help Me Prepare for My Future?

- + BigFuture™
  - College Action Plan
  - College Search
  - Scholarships
  - Financial Aid
- + MyRoad™ Personality explorer
- + Student Search Service®

The screenshot displays the CollegeBoard BigFuture interface. At the top, a navigation bar includes links for CollegeBoard, SAT, AP, College Planning, College Search, and Store. Below this, a secondary navigation bar shows 'My Score Reports' (active), 'Full Reports', and 'AP Potential'. A 'Popular Tools' dropdown menu is open, listing various resources: 'Make an Action Plan', 'AP & Core Coursework', 'College Search', 'Majors & Career Profiles', 'My Personality', 'Pay for College', 'SAT Practice', 'SAT Registration', and 'Scholarships'. The main content area features a 'Score Report for PSAT/NMSQT' with tabs for 'Report Details' (selected), 'Test Questions', and 'Skills Insight'. The 'Report Details' tab shows 'Your Total Score' as 880, with a range of 320 to 1520. Below the score, it indicates a 'Score Range: 840-920'. To the right, 'Your Evidence-Based Reading and Writing Score' is partially visible, showing a score of 44 and a range of 28 to 760.

# BigFuture™ – Search Colleges, Scholarships, and Careers

The screenshot shows the BigFuture website interface. At the top, there's a navigation bar with links: College Planning, YouCanGo!, SAT, AP, PSAT/NMSQT, CLEP, For Educators, and More. The main header features the BigFuture logo and a search bar with the text "Find Colleges, Advice and More". Below the header, there's a navigation menu with links: Get Started, Find Colleges, Explore Careers, Pay for College, Get In, and Make a Plan. The main content area features a large image of a smiling woman, Nydia, with a testimonial: "I was homesick at first, but now I love my college. Nydia wanted a school close to home — but she discovered her favorite part of college was the freedom of being on her own." There are three circular callouts: a green one with the testimonial, a pink one saying "Not sure where to start? Go", and a blue one saying "Search for colleges that fit you." Below the main image, there are three sections: "find colleges" with a search bar and "Go" button, "pay for college" with a progress bar showing "\$1 billion" and a "Get the Facts" button, and "make a plan" with a "Get a free step-by-step college plan" button and a "What grade are you in?" section with radio buttons for 8th or lower, 9th, 10th, 11th, 12th, and H.S. grad.

# MyRoad™ Personality Explorer

INSIGHTS
I.D. ME
EXPLORE MAJORS
FIND A COLLEGE
RESEARCH CAREERS

VIEW MY PROFILE
My Type | Detail Results | Majors | Careers |

Introduction
QuickStarts
ORA Personality Profile\*
View My Profile

Majors QS: 3-17-2014  
Careers QS: 8-27-2014  
Profile: Completed 3-4-2015

## The Traditionalists

extraverting    feeling  
sensing    organizing

▶ **ESFZ The Caretaker**

*As you begin to explore your type profile, it is important to remember that you are the best judge of your own personality. At this stage you alone must decide how well the description fits you.*

Click here to learn more about the world of personality type.

▶ **Your Strengths Include...**

- An outgoing, social nature.
- An ability to maintain long-term relationships.
- A willingness to work hard and take on responsibility.
- Coordinating resources to accomplish projects.
- Personalizing work processes.
- Selling practical and tangible products.
- Adhering to proper channels of communication and chains of command.
- Carrying out tasks efficiently.
- Maintaining harmony and progress.
- A high productivity level and an organized approach to tasks.
- Minimizing risk by opting for a conservative route.
- Dealing with facts and realities rather than theories.
- Preserving tradition.

▶ **You Learn Best When Dealing With...**

- Subjects that aren't too abstract or theoretical.
- Structured learning experiences.
- Teachers who stick to a schedule.
- People-focused and practical subjects.
- Assignments requiring group discussion and decision-making.
- Clear instructions and fixed deadlines.

▶ **When Interacting Socially, You...**

- Are friendly and sociable.
- Maintain personal and professional relationships.
- Responsibly meet the needs of others.
- Hear what others have to say and are a good listener.
- Orchestrate events to accomplish projects.
- Humanize systems and rules.
- Respect official channels of communication and chains of command.
- Communicate a sense of warmth and friendliness.
- Seek to minimize risk and uphold tradition.



# Student Search Service®

- + Participate voluntarily
- + Connect with more than 1,200 colleges, universities, scholarship programs, and educational organizations
- + Sign up when you take the test:
  1. Choose to participate in Student Search Service when registering for a College Board test (fill in the circle on the answer sheet).
  2. Provide information about yourself on your answer sheet.
  3. Participating organizations can then search for groups of students who may be a good fit.
  4. FYI: The College Board never shares information on disabilities, parental education, self-reported parental income, Social Security numbers, phone numbers, or actual test scores through Student Search Service.